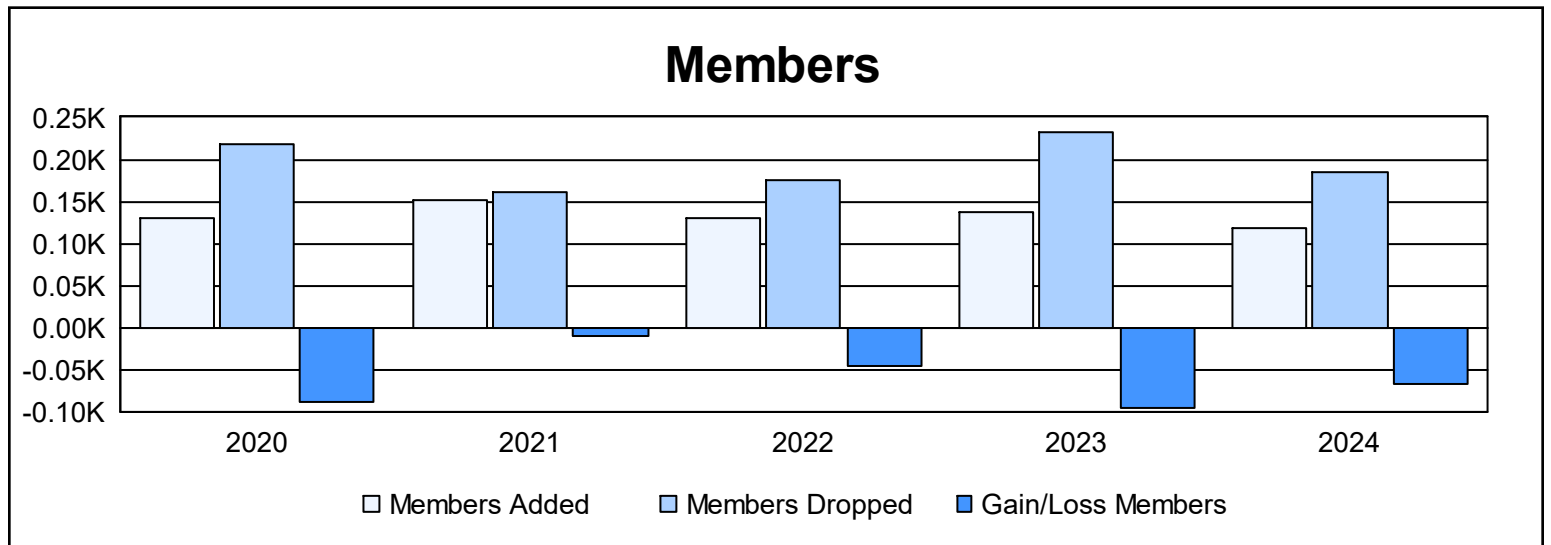
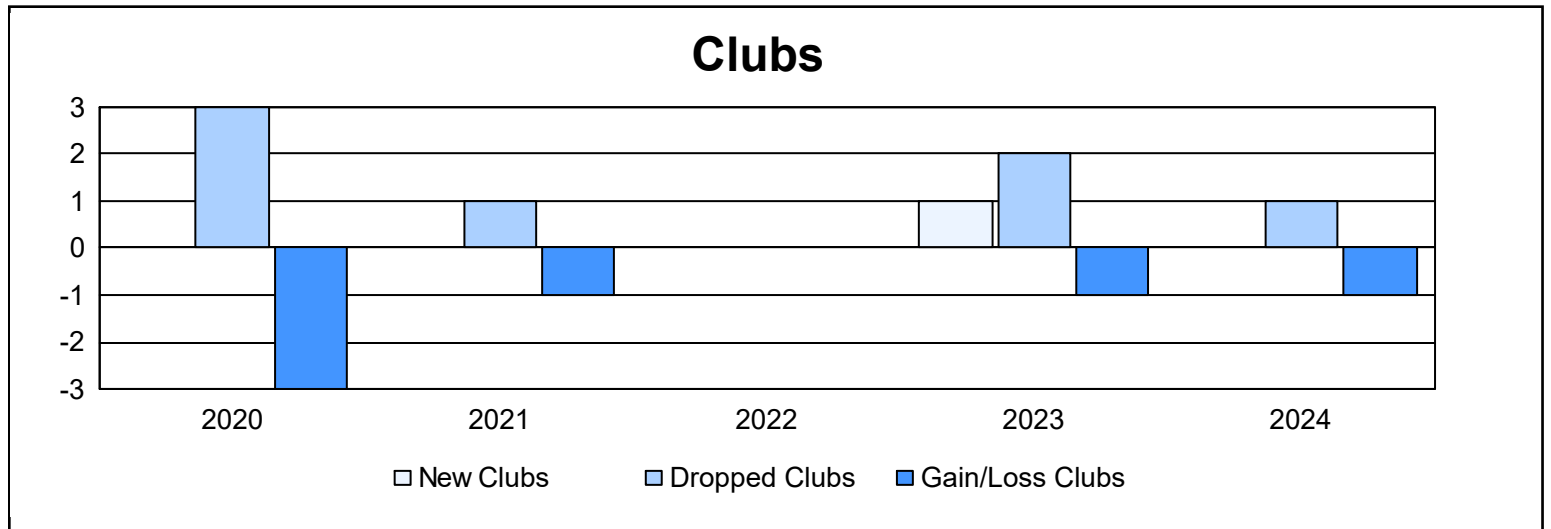
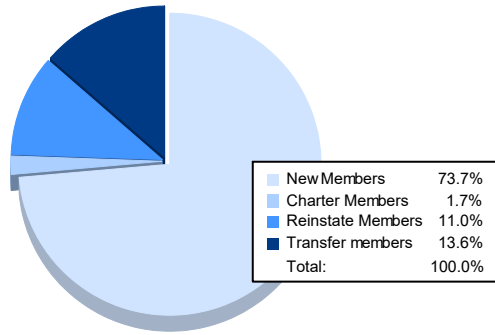


| Year | New Clubs | Dropped Clubs | Gain/ Loss Clubs | New Members | Charter Members | Reinstate Members | Transfer Members | Total Member Added | Total Members Dropped | Gain/ Loss Members |
|----------------|-----------|---------------|------------------|-------------|-----------------|-------------------|------------------|--------------------|-----------------------|--------------------|
| 2019-2020 | 0 | 3 | -3 | 102 | 2 | 5 | 20 | 129 | 218 | -89 |
| 2020-2021 | 0 | 1 | -1 | 126 | 1 | 4 | 21 | 152 | 162 | -10 |
| 2021-2022 | 0 | 0 | 0 | 106 | 1 | 2 | 22 | 131 | 176 | -45 |
| 2022-2023 | 1 | 2 | -1 | 86 | 22 | 3 | 26 | 137 | 233 | -96 |
| 2023-2024 | 0 | 1 | -1 | 87 | 2 | 13 | 16 | 118 | 184 | -66 |
| Average | 0 | 1 | -1 | 101 | 6 | 5 | 21 | 133 | 195 | -61 |



Membership Composition June 2024 Cumulative



Gender Composition June 2024 Cumulative

